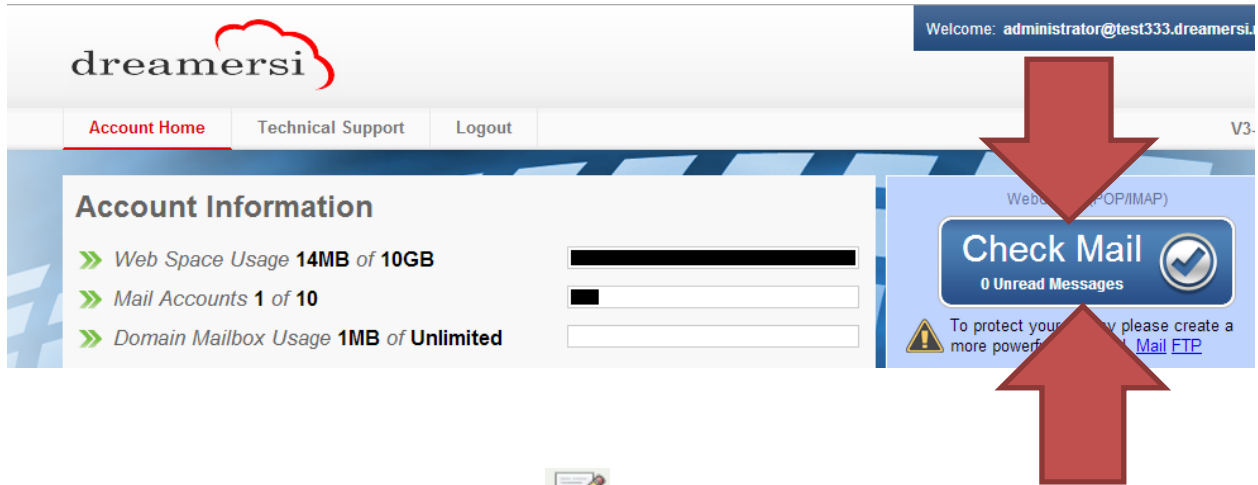





## Using WebdeMail


1. Login to Dreamersi : [www.dreamersi.net](http://www.dreamersi.net) login with email address and password
2. Click on the Webde Mail “check mail icon” on the right side of the screen. This will log you into Webde Mail’s interface.




3. To create a new message click on this icon 


4. To reply to a message click on this icon  or this one for “reply to all” 

5. To forward a message click on this icon  or this one to “forward as attachment” 

6. To check for new messages click on this icon 

7. To search for a message type in here and press enter 

8. To view your “Address book” click on this icon 

9. To change or view your settings click on this icon 

10. To go back to your messages click on this icon 

11. You can also access the Help contents from here 

12. To logout click on this icon 